



CoolCatTeacher's

Ways that students can personalize their own learning



You probably have noticed that you learn differently from your friends. **That's not a bad thing.**



That just means you may need different tools to **help you succeed.**



Want to earn a better grade?

You can, with the help of technology that supports your learning style! Here are some of the best helpers for you to explore.



Note taking for the digital age

Taking notes is not what it used to be. Expand your note taking capabilities with digital notebooks, incorporating pictures and more. Here are my favorites:



Microsoft OneNote
You can take notes collaboratively on any device.

GO THERE



Google Keep
If you're a Google school or have a Chromebook, this might be for you.

GO THERE



Evernote
This is a bit fancier but will work if you don't need to write collaborative notes.



GO THERE

You can also use voice typing tools to dictate your notes into your device. Turning your audio into text. Just remember to speak your punctuation!



Become a reading and writing champion

A lot goes into reading and writing. So why not explore the "Swiss Army Knife" of learning assistants, **Read&Write?** It can do so much to support all your learning needs:



 **read&write**

Have content read aloud through text-to-speech

Collect notes for research projects

Define words and make a personal word dictionary

Dictate your writing accurately

GET IT FREE

If you're looking for a tool to help you edit and check your work, there are a couple "go to" tools:



Grammarly is free in Chrome and will check basic spelling

TRY IT



If you want more advanced checks, **Pro Writing Aid** is free for documents of one thousand words or less

TRY IT



Hemingway is one of the easiest-to-use apps for simplifying text

TRY IT

Have you read something online that was hard to understand? With **Rewordify**, you can reset a web page's reading level so that it's easier to understand. This is great for research so that you can easily understand what you need to explain in a paper or report.


Build a math toolkit

If you're struggling with a problem or concept, there are two sites that offer great step-by-step tutorials.



TRY IT

Wolfram Alpha for step-by-step solutions




TRY IT

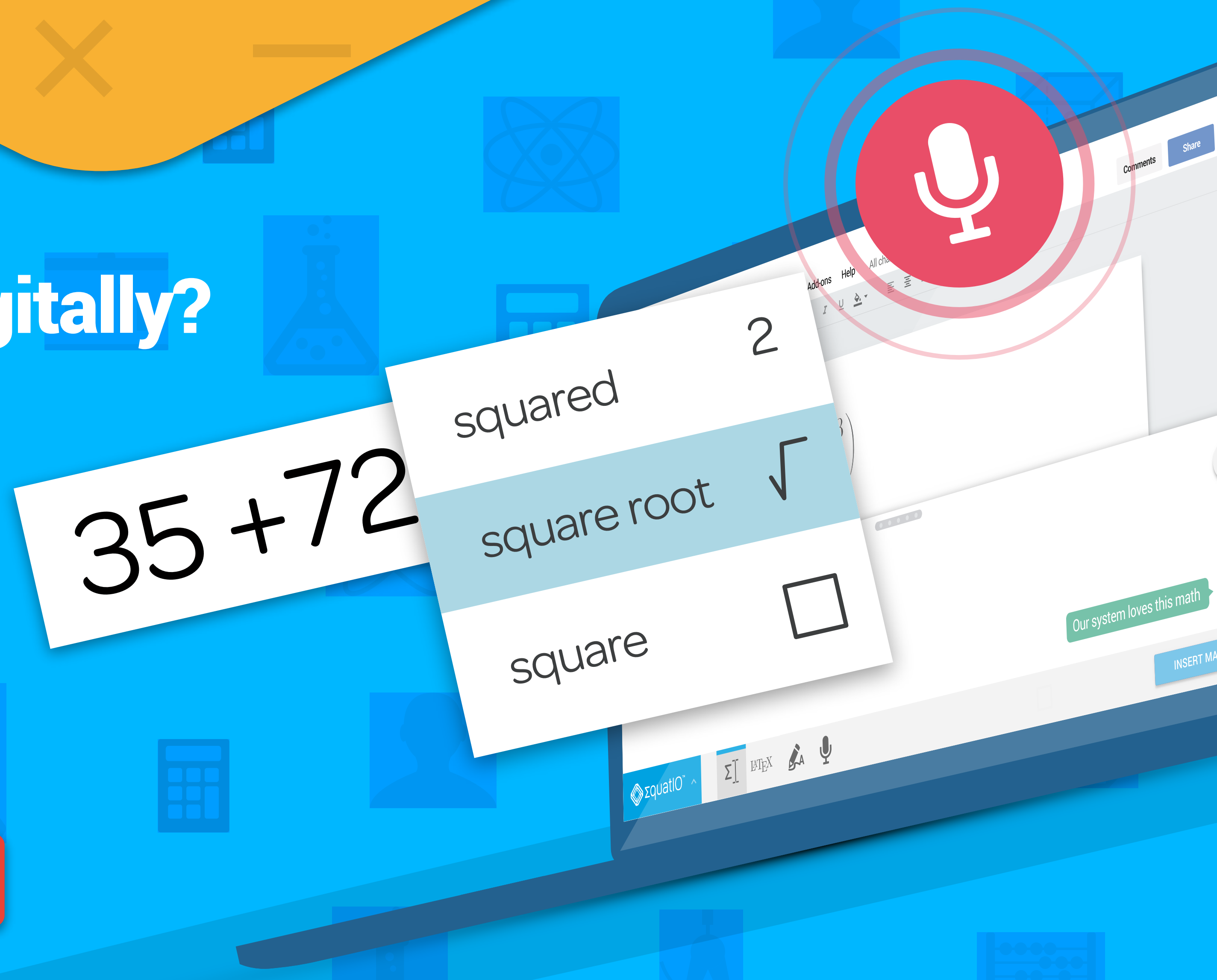
Khan Academy for math tutorials

Wanna write math digitally?

If you prefer using a computer to do work, **EquatIO** is a fantastic tool for writing math digitally. You can type, dictate or handwrite your equations and even have them read back to you through Read&Write (See above).



GET IT FREE



Presentations that Wow thanks to Screencast

Teachers are asking students to make movies and screencast, but that can be a little daunting if you don't have the right tools:



The easiest screencasting tool is the free **Office Mix** download for PowerPoint.

TRY IT



Want to add your voice to an already-made movie? Try **Edpuzzle**.

TRY IT



Screencastify

Or, if you just want a simple screencast, **Screencastify** is a great tool.

TRY IT



Make the grade with flashcard makers

Memorization is still part of what you do as a student, so flashcard makers like **Quizlet** or **Quizziz** can be a big help. These apps also quiz you in different formats.



Don't forget about your smartphone

Your smartphone should be **your personal secretary**. Some essential things to learn are:

- ☐ How to add reminders (with your voice if possible)
- ☐ How to add calendar events with reminders
- ☐ The school gradebook app (set up notifications for when new grades are posted)
- ☐ Your school email
- ☐ Your digital notebook
- ☐ Digital flashcards



And finally, learn to block out distractions

Many students struggle with distractions. If you're not using your smartphone for studying or if you just can't get off Snapchat, put your phone away or consider deleting Snapchat (don't worry, you won't lose your friends!) or whichever app is a problem for you.

If you're using the computer, **StayFocusd** will help block out distractions. If you feel like you're wasting time, **RescueTime** not only blocks unnecessary sites but also tells you how you're using your time on the computer.