



Texthelp's top tips for testing

the one tool that
you won't want to
be without





Texthelp's Top 5 Tips for Testing

Here at Texthelp, we work closely with teachers and educators, and hear a lot around the topic of testing and state assessments. We thought it would be helpful to review and share the top 5 tips we've identified along the way to help you prepare your students for tests and assessments.





Do your research on accommodations

It's important to have a solid understanding of the various testing accommodations that are available for students who may need them, such as students with disabilities and English Language Learners.

We have a great section on our website dedicated to demonstrating which Read&Write features correlate to your state test accommodations.

test correlations





Keep track of key dates

Plan ahead so you and your students have plenty of time to prepare and practice before testing day arrives. Create a calendar with key dates and deadlines that can be shared with your whole class, so your students can see what their goals should be in the weeks and days leading up to their exam.

You can create a visual and post it in the classroom, or easily create a shared Google calendar that can be accessed digitally by students and their families as well. This will keep everyone informed and promote student responsibility.

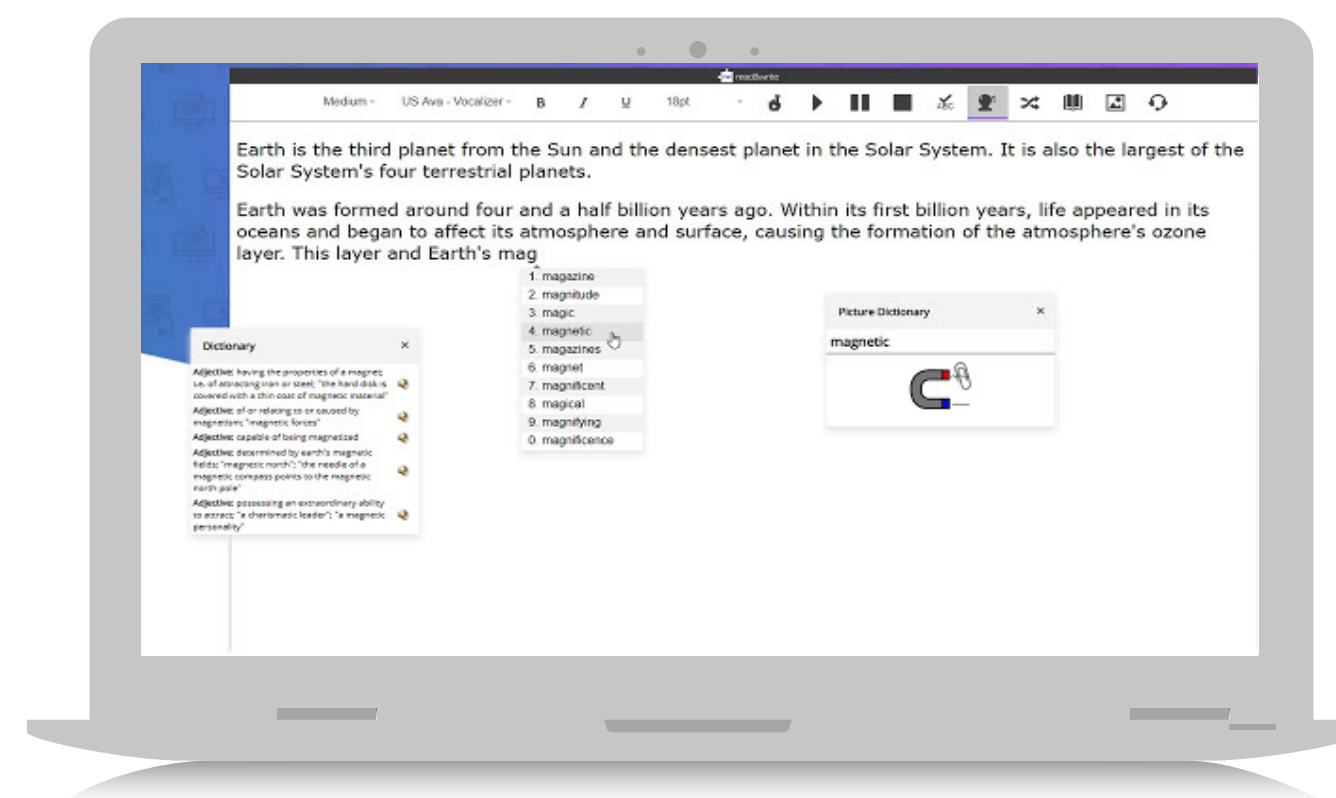




Plan for access arrangements early

If your students will be using assistive technology as part of their access arrangements, make sure that students and staff have had ample opportunity to practice before the exam.

Co-ordinate with IT and Special Ed staff in advance, and with exam supervisors on the day.





Teach key exam skills

Spend some time working with students on how to interpret key words such as “discuss” or “compare”. Understanding how to address these questions will allow students to better demonstrate their knowledge of the topic.

Teaching students how to allocate and manage their time in the exam is vital; for example, planning for long answers and tackling questions first that they are more readily able to answer. And, above all, to read each question very carefully.





Practice, practice, practice

Accommodations are key for many students on the day of the test, but they can really maximize their success if they're already comfortable using the types of supports they'll see on testing day.

Now with Read&Write for Assessments, your students can practice all year long with Texthelp's Read&Write software and be familiar with the tools and formatting once they get into their state exams and assessments.

Here's a quick overview on how Read&Write for Assessments works in locked down (kiosk mode) testing scenarios administered on Chromebooks.

[show me](#)

We hope you've found these tips to be useful!

If you have any additional tips that were not mentioned here, or if you'd like to find out more about how Read&Write for Google Chrome can help your students succeed with testing, contact us at **text.help/th-tips**



Catch our **blog**, follow us on **facebook** or **twitter**.