Read&Write

SEND Reforms: Adaptive Teaching

Everway

Read&Write

Everway

Department for Education

Every child achieving and thriving

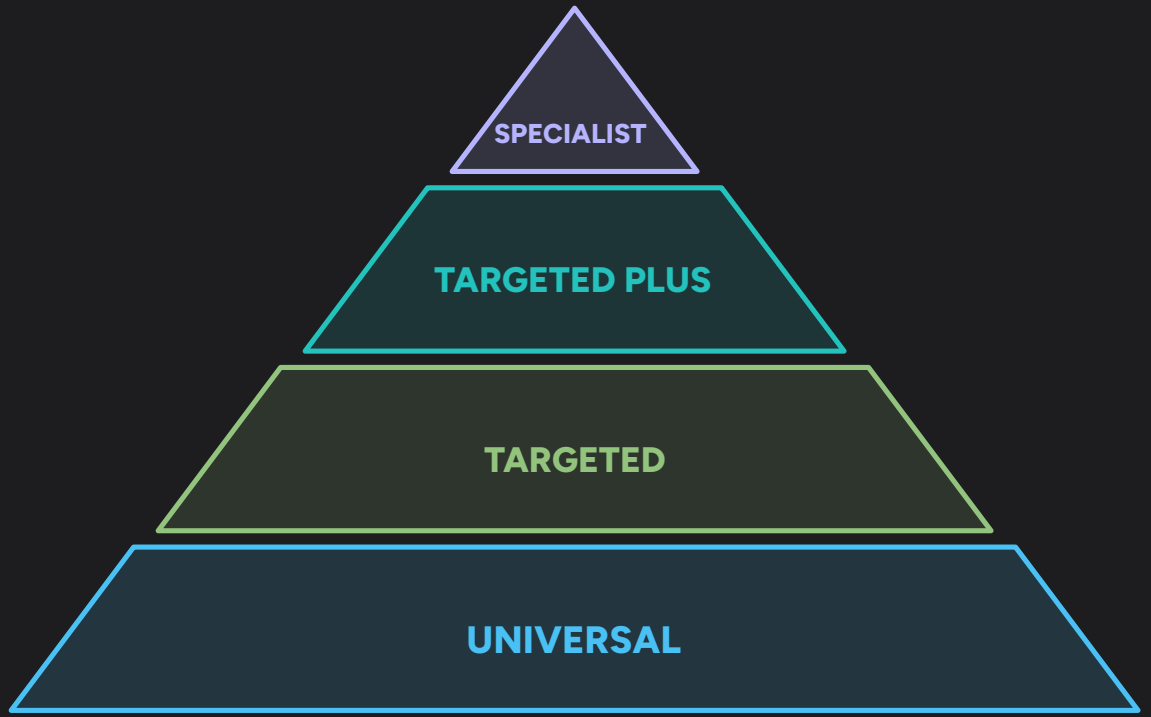

Read&Write

Everway

The 7 Principles

of inclusion are:

01 Ambitious leadership and governance that embeds inclusion

02 Evidence-based support prioritising early intervention

03 High quality adaptive teaching with curriculum designed for all learners

04 Enriching provision beyond the classroom that all children can access

05 A safe and respectful culture fostering belonging, attendance, and participation in learning

06 Strong partnerships with families and wider services

07 Inclusive environments with continuous improvements to accessibility

Read&Write

Everway

Ofsted

State-funded School Inspection Toolkit (2025)

"Leaders understand that the most effective inclusion strategy begins with **everyday high-quality inclusive teaching**, which has most benefit for the pupils who find learning hardest and reduces the need for individual adaptations."

Read&Write

Everway

Universal Provision

- Sustainable Adaptive Teaching
- Scaffolding reading & writing
- Needs-led & flexible
- No delay in accessing support

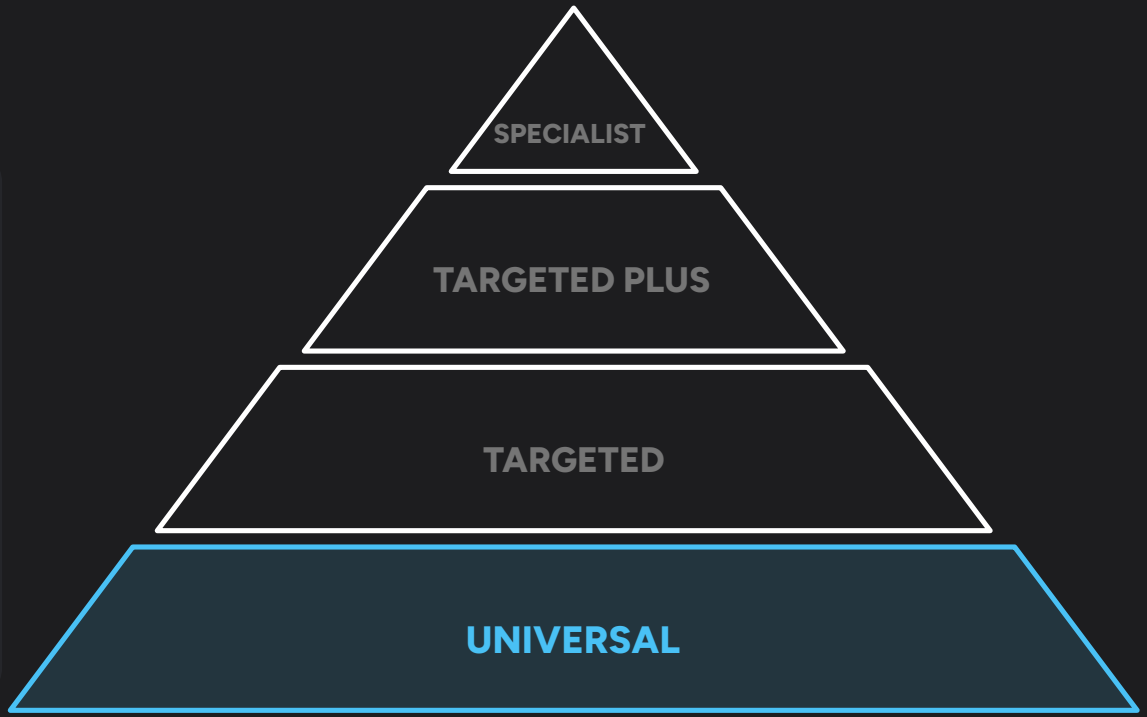

Read&Write

Everway

Strengthening our Adaptive Teaching toolkit

Read&Write

Everway

Digital Scaffolding

01 / APPROACH

Adaptive Teaching

Adaptive Teaching is the approach.

02 / RESPONSE

Scaffolding

Scaffolding is the response to accessing the same ambitious curriculum.

03 / ENABLER

Technology

Technology is one of the resources that can enable it.

Read&Write

Everway

Dual Pillars of Learner Support

01 / TARGETED

Targeted Support

Dedicated support designed specifically for **persistent need**.

&

02 / RESPONSIVE

Digital Scaffolding

Responsive scaffolding deployed when barriers emerge **universally**.

Read&Write

Everway

Supporting emerging barriers **early**

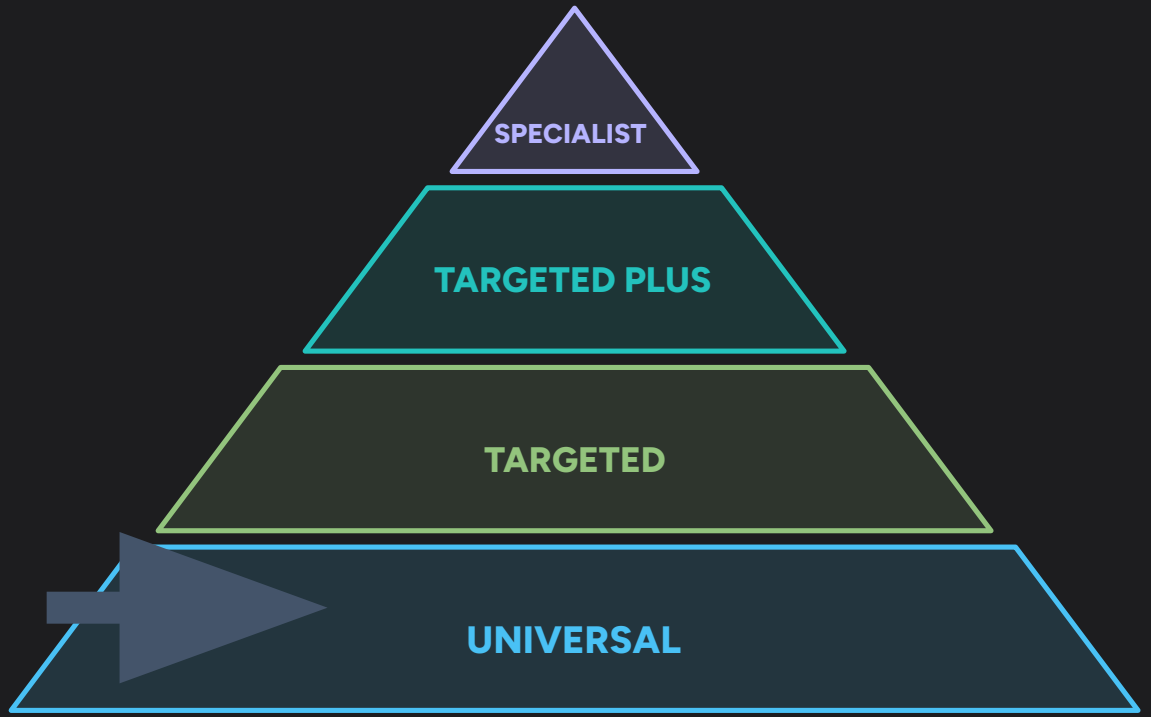

Read&Write

Everway

One toolbar. Multiple Adaptations. Immediate Support

Universal Provision



Adapted to Targeted Provision

Targeted Reading Strategies



Targeted Writing Strategies



Read&Write

Everway

Flexible Offer of Integrated Supports



Screenshot Reader

Screen Masking

Dictionary

Picture Dictionary

Translator

Text to Speech

Collect Highlights

Rewordify

Reading Aloud

Prediction

Talk&Type

Scan

Highlighters

Audio Maker

Vocabulary List

Check It

Voice Notes

Simplify

Read&Write

Everway

Literacy Lesson

Identifying Key Barriers

01 Accessing Information

Challenges with decoding text, reading fluency, and visual tracking.

02 Processing & Understanding

Unfamiliar vocabulary, working memory load, and focus overload.

03 Demonstrating Learning

Spelling constraints, written expression, and transcription limits.

Curriculum Sample Content

Life in Ancient Egypt



Ancient Egyptian **civilisation** developed along the fertile banks of the River Nile. The river was **essential** to everyday life because its annual floods deposited rich **silt** onto the surrounding land, allowing farmers to **cultivate** crops such as wheat and **flax**. Flax was particularly valuable because its fibres could be woven into **linen** for clothing.

The Egyptians also made use of **papyrus**, a tall plant that grew beside the Nile. Its stems were carefully prepared to create a writing surface on which **scribes** recorded important information using **hieroglyphics**.

Religion was a significant part of Egyptian society. Egyptians believed that preserving the body after death was necessary for the **afterlife**. Through a complex process called **mummification**, the body was treated and wrapped in linen before being placed inside a **sarcophagus**. Wealthy and powerful **pharaohs** were sometimes buried in elaborate tombs containing possessions that Egyptians believed they might require in the next life.

These remarkable practices have provided **archaeologists** with valuable evidence about the beliefs, traditions and daily lives of one of history's most fascinating civilisations.

Read&Write

Everway

Addressing Misconceptions
Synonyms and Homophones







Curriculum Sample Content

Life in Ancient Egypt



Ancient Egyptian **civilisation** developed along the fertile banks of the River Nile. The river was **essential** to everyday life because its annual floods deposited rich **silt** onto the surrounding land, allowing farmers to **cultivate** crops such as wheat and **flax**. Flax was particularly valuable because its fibres could be woven into **linen** for clothing.

The Egyptians also made use of **papyrus**, a tall plant that grew beside the Nile. Its stems were carefully prepared to create a writing surface on which **scribes** recorded important information using **hieroglyphics**.

Religion was a significant part of Egyptian society. Egyptians believed that preserving the body after death was necessary for the **afterlife**. Through a complex process called **mummification**, the body was treated and wrapped in linen before being placed inside a **sarcophagus**. Wealthy and powerful **pharaohs** were sometimes buried in elaborate tombs containing possessions that Egyptians believed they might require in the next life.

These remarkable practices have provided **archaeologists** with valuable evidence about the beliefs, traditions and daily lives of one of history's most fascinating civilisations.

Unfamiliar vocabulary
Pronunciation support and definition

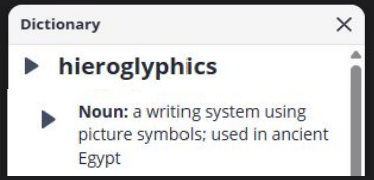

Vocabulary Acquisition
Tier 2 and Tier 3 vocabulary

Vocabulary List

Word	Meaning	Symbol	Translation
Egyptians	A native or inhabitant of Egypt		Єгиптяни
Papyrus	Paper made from the papyrus plant by cutting it in strips and pressing it flat;		Папірус
Scribes	Someone employed to make written copies of documents and manuscripts		Сценки
hieroglyphics	A writing system using pictorial symbols.		Ієрогліфи

Read&Write OrbitNote

Everway

High Expectations for All Same lesson. Different ways to access it.

A teacher is teaching the same ambitious curriculum to everyone.



One learner may:

Read independently

Another may:

Use Text-to-Speech

Or access Dictionary and Picture Dictionary

Others may:

Reduce visual distraction
with Screen Masking

Write with support
using Prediction or CheckIt

Read&Write makes those **choices** available within the normal classroom environment.

Read&Write

Removing Barriers to Reading

Everway



Lesson stage	Feature	Universal provision Available. Useful to all	Targeted provision Consistent support. Necessary for some.
1. Access the text	Text-to-Speech: Screen Masking:	Hear **hieroglyphics** pronounced or listen to a section for fluency. Focus on a section of a busy page and use a reading ruler for tracking.	Listen to more/all of the text where **decoding** is a persistent barrier. Use screen masking routinely to reduce visual overload or to support colour-blindness.
2. Understand vocabulary	Dictionary / Picture Dictionary: Vocabulary List:	Independently check unfamiliar words such as flax, papyrus, cultivate. Collect Tier 2 & 3 words.	Explicit teaching of vocabulary using consistent visual/definition support and repeated vocabulary exposure for learners with language, literacy or EAL needs.
3. Process & plan	Highlighters: Voice Notes:	Identify key evidence and quickly record "The Nile was important because..."	Highlighting structures key information; Voice Notes capture thinking where working memory or written recording is a barrier.

Read&Write

Everway

Removing Barriers to Writing



Lesson stage	Feature	Universal provision Available. Useful to all	Targeted provision Consistent support. Necessary for some.
4. Express knowledge	Prediction: Speech-to-Text:	Get started, maintain writing flow and use ambitious vocabulary such as civilisation.	More consistent use where spelling, transcription or written expression prevents the learner demonstrating what they know.
5. Review & improve	Check It: Text-to-Speech:	Identify possible errors, listen back and independently improve the response.	Provides a repeatable proofreading scaffold where identifying errors independently is difficult.

Read&Write

Everway

Adaptive Teaching

Read&Write helps teachers scaffold learning, offering multiple ways to ensure students can progress at their own pace with the supports they need to engage independently with learning materials.



Read&Write

Department for Education

Developing an inclusion strategy using the **Inclusive Mainstream Fund (2026)**

> Early help and support for children with SEND has too often not been present and our **investment through the IMF** is a step towards improving outcomes - by ensuring every child and young person receives high quality, **adaptive teaching, early help when they need it, and support** that is proven to work.

Read&Write

Everway

Department for Education

Developing an inclusion strategy using the **Inclusive Mainstream Fund (2026)**

"A vision for a system in which schools have a **strong universal offer** and for mainstream funding reforms to support **early intervention** and more **flexible support**."

"You can **use the IMF to strengthen inclusion for all pupils** through investment in whole-school approaches."

Read&Write

Everway

Inclusive Learning Design

Developing confident and independent learners

Digital Scaffolding

Initial Barrier

"I'm struggling to access this."

Identifies difficulty without clear next steps

THEN

Empowered Outcome

"I know which strategy or resource could help me."

Self-directed problem solving & agency

Read&Write

Everway

Digital Scaffolding:
Another way to access learning